

# QUICK INSTALLATION GUIDE



# HERMESIM6

Mechanical Gaming Keyboard



## 《English》

Thank you for purchasing the GAMDIAS™ HERMES M6 mechanical keyboard. The HERMES M6 focuses on the basic features users demand and applies this to the distinct design elements of the HERMES series. This easy-to-use keyboard allows for extended use and flexibility to give you optimal gaming performance.

### System Requirements


- Windows ® XP/ Vista / 7 / 8 / 10
- PC with USB ports

### Package Contents


- GAMDIAS™ HERMES M6 Mechanical Keyboard
- Keycap puller

### Introduction to HERMES M6 Keyboard Configuration

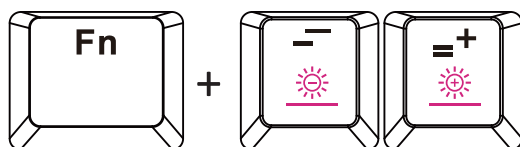
Seven shortcut keys for switching among Seven keyboard light effects



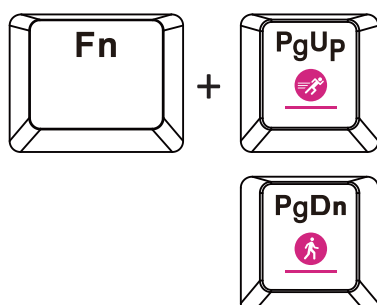
6 multimedia shortcut keys: (Play/Pause), previous, next, mute, decrease volume, increase volume



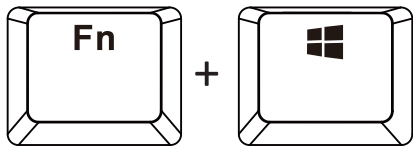
Keyboard backlight brightness level adjustment: There are 5 phases for brightness level adjustment; OFF / 25% / 50% / 75% / 100%



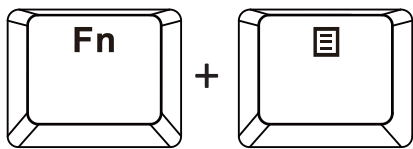
Speed adjustment of shortcut key



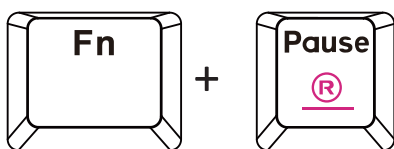
Game mode: Press [Fn + Win] once to lock the Windows key so there will be no response when it is pressed. Press again to unlock the key



Light bar effect (wave, constantly on, breathing, turning off the light)



Restore default setting by pressing FN+PAUSE for 3 seconds. (Default model:Wave Effect)



Register your GAMDIAS™ HERMES M6 Mechanical Keyboard  
Please visit [www.GAMDIAS.com](http://www.GAMDIAS.com) for online product registration



GAMDIAS

GAMING ART IN MOTION